


A Drop Around the World


By Barbara Shaw McKinney
Illustrated by Michael S. Maydak




Grab some paper. You can also color paper to be blue.




Draw your cloud and cut it out.



Draw your rain drops, I did 4 but you can do how ever many you want.




Cut the same amount of strips that you have of rain drops.



Glue on your strips.

You made a rain cloud!!!!



Glue your rain drops on.