


NEW YORK TIMES bestseller

# DRAGONS LOVE TACOS


by Adam Rubin  
illustrated by Daniel Salmieri



# Lets make a taco!



First start by either painting or coloring your paper plate. You can also use black paper cut into a circle.




# Lets make a taco!



I used white paper and colored it. You can also use colored paper or tissue paper.



Cut your colors into small strips or you can tear them as well.



Before you put your toppings on, add glue so your toppings stay.



# Let's make a taco!



Cut or tear your cheese for your taco.



I cut round circles for my tomatoes but you can make your tomatoes whatever shape you would like!



Fold your taco in half. I used glue but you can also staple it shut if you would like!

You made a taco!

